



**YEAR 7 2025
PARENT
INFORMATION
EVENING**



Acknowledgement Of Country

We acknowledge the traditional custodians
of the land, the Whadjuk Noongar people.
We wish to acknowledge and show our respect for the Elders,
past, present and emerging, and extend that respect to all
Aboriginal and Torres Strait Islander peoples today.

Welcome and Introductions

Middle School Sub School

Mrs Rachael Ball	Deputy Principal Years 7-9
Miss Jessica Morley	Head of Year 7
Mr James Naughtin	Year 7 Coordinator

The Middle School Sub School also consists of 2 Office Staff, 2 Youth Workers, 2 School Psychologists, Cultural Liaison Officer, ICT Technicians

Principals Welcome

Mr Stephen Pestana

Welcome all parents, caregivers and students.

Where to locate all the information?

The screenshot shows the homepage of Aveley Secondary College. At the top, there is a navigation bar with links for 'Enrolment', 'Contact Us', and 'CALL 6296 1000'. Below this is the school's logo and a main menu with categories like 'ABOUT US', 'YEAR 7 2025', 'FOR PARENTS', 'LEARNING', 'COMMUNITY', 'EMPLOYMENT', 'NEWS AND EVENTS', and 'CONTACTS'. A large hero image features a group of people in school uniforms. Overlaid on this image is a dark blue menu with the following items: 'YEAR 7 PARENT INFORMATION EVENING AND COLLEGE TOUR', 'STUDENT ORIENTATION DAY- THURSDAY 21 NOVEMBER 2024', 'HELPING YOUR YEAR 7 CHILD TRANSITION TO HIGH SCHOOL', 'BYOD – BRING YOUR OWN DEVICE', 'UNIFORMS', and 'WHO TO CONTACT'. On the left side of the hero image, there is a 'WELCOME' section with a paragraph about the college's history and a 'Our Values' section listing 'Excellence Integrity Innovation'. A prominent yellow 'ENROL NOW' button is located at the bottom of the hero image. Below the hero image, there are four dark blue buttons: 'PRINCIPAL'S WELCOME', 'PARENT HANDBOOK - INFORMATION FOR PARENTS', 'SCHOOL TERMS', and 'PERSONAL ITEMS LIST'. The browser's address bar shows the URL 'https://www.aveleysc.wa.edu.au'.

Transition to High School

Differences between Primary School and High School

- Up to 8 teachers and wide range of subjects
- Move from classroom to classroom
- Individual timetable
- Carry a school bag with them all day- all belongings in school bag
- Change uniform for Physical Education classes
- Manage medical needs
- Opportunity to make new friends
- Increase independence and self-management



Resources to support your child's transition to High School

<https://www.education.wa.edu.au/-/stepping-up-into-the-world-of-high-school>

<https://headspace.org.au/explore-topics/supporting-a-young-person/transition-from-primary-to-secondary-school/>

<https://parents.au.reachout.com/school-and-education/school-transition/your-checklist-to-help-your-teen-transition-to-high-school>

Year 7 Program 2025



Maths

English

Science

HaSS

Technologies

The Arts

Languages-
Indonesian

Health and
Physical
Education

Learning Pathways and Programs



- ♦ 11 classes in Year 7 2025
- ♦ Academic Elite Program class
- ♦ Direct Instruction
- ♦ Mainstream
- ♦ IMSS- Instrumental Music School Services
- ♦ Sports Elite Program- before school in Years 7 & 8
- ♦ Education Support Hub (ESH)
- ♦ Additional targeted programs



Explicit Direct Instruction- the way we teach

Explicit Direct Instruction, referred to as EDI, is used to systematically and explicitly teach new concepts by breaking down the content, modelling skills and guiding students to mastery. These strategies help teachers deliver well-crafted lessons that explicitly teach grade-level content to all students the first time a concept is taught. EDI is applied in all classes. Teachers use a variety of methods to check for understanding. The use of individual student whiteboards to write down responses is one method that is utilised often.

EDI design consisting of:

- Daily Review
- Learning objective
- Activating prior knowledge
- Concept development
- Skill development
- Lesson relevance
- Guided practice
- Lesson closure
- Independent practice



Homeroom Program

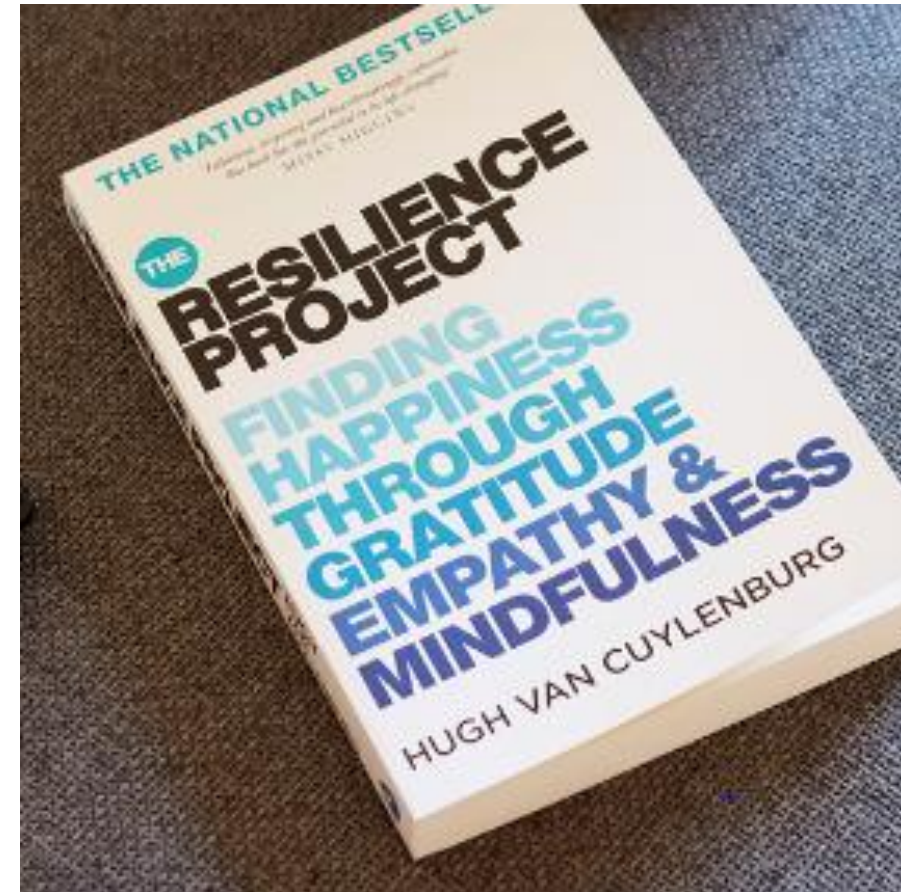
All students are allocated a House. The Homeroom program encourages positive House interactions through games and activities, house points, carnivals and lunch time competitions. Homeroom takes place every day (apart from Wednesday). Our 4 Houses are listed below.



Homeroom Program

The Resilience Project delivers emotionally engaging programs to schools, providing practical, evidence-based mental health strategies to build resilience and happiness.

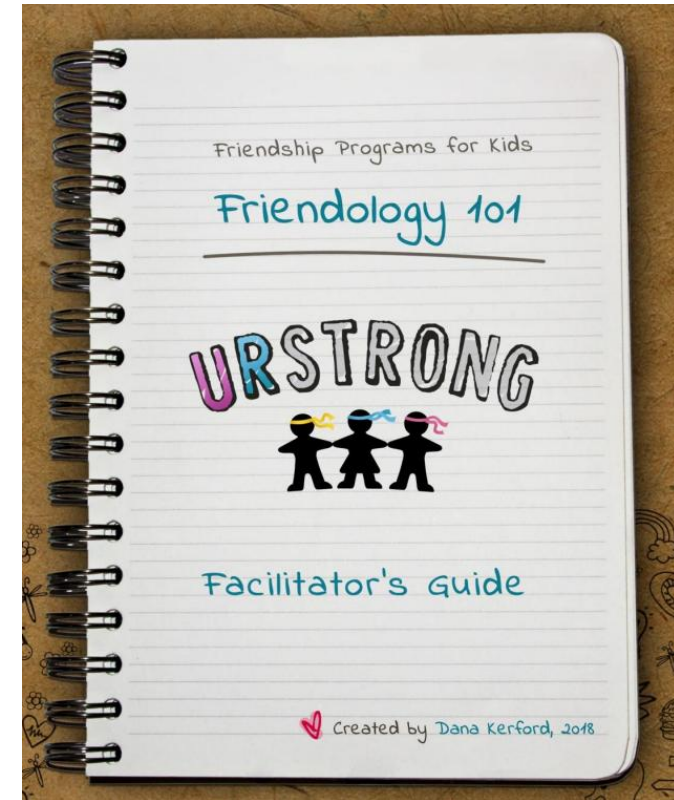
Via the TRP App, and Wellbeing Journals, we identify the benefits of Gratitude, Empathy and Mindfulness, and easy ways to practise these in everyday life.



URStrong Program

How does URStrong work?

URSTRONG is all about empowering kids with friendship skills! It is a skills-based strategy that teaches kid-friendly concepts, skills and language to help students build and maintain healthy friendships.



Academies & Squads

Extra-Curricular activities, called Academies, are available either before or after College hours apart from Wednesday afternoons.

Families and students will be notified each term which new Academies are offered that term. There may be an additional cost for some Academies.

Squads are specialist groups- usually trial based to be selected.



Student Expectations

**THE ASC
4 AGREEMENTS:
RESPECT**

Respect is valuing the abilities, qualities and achievement of yourself and others.



**THE ASC
4 AGREEMENTS:
PERSEVERANCE**

Perseverance is continuing to always try our hardest to achieve the best we possibly can.



**THE ASC
4 AGREEMENTS:
RESPONSIBILITY**

Responsibility is choosing to do the right thing and being accountable for your actions.



**THE ASC
4 AGREEMENTS:
APPRECIATION**

Appreciation is developing a sense of self-worth and recognising and enjoying the good qualities of someone or something.



The Aveley SC Behaviour Policy ensures clarity and consistency for students, staff, and parents, fostering a positive school culture. Our approach helps students develop self-discipline and responsibility for future success.

Our Behaviour Policy consists of:

- Behaviour Curriculum
- Set of expectations for students, staff and parents
- School rules for in the classroom and around the College
- Recognition and Reward strategies for students

We also apply varied interventions to support students make positive behaviour choices- known as REFLECTION and RESET.

Mobile Phones & Technology

OFF AND AWAY
ALL DAY

Turn off your mobile phone and put it away during the school day.



-  Switch your smart watch to flight mode.
-  Lock your phone in your locker.
-  Hand your phone in immediately if asked.
-  If you need to speak to family, you can call from the Village office.

 Phoenix
P.E. & S.P.E. CLUB

- Phones are to be always switched off, including lunch breaks
- They are to be kept in students' bags
- Students are to access Middle School if they need to communicate home
- If a student uses a mobile phone device, it will be confiscated.
- Ear pods, headphones are not permitted
- Smart watches are permitted but must be used responsibly.

Social Media

Most teens use some form of social media and have a profile on a social networking site.

There are plenty of good things about social media -but students don't always make good choices when they post something to a site, leading to problems (in and out of school).

It can be a hub for potentially harmful or questionable activities.

To help your child find the balance, it's important to talk with your them about how to use social media wisely.

It is quite simple- tell them to be nice!

Follow the **"WWGS?" (What Would Grandma Say?) rule !**



Getting started at ASC

Below is a list of essential items to get your child started at ASC.

- ♦ Uniform- formal and PE, black shoes
- ♦ BYOD
- ♦ School backpack
- ♦ Pencil case with general items
- ♦ Equipment from the booklist
- ♦ Lunch or money for café, water bottle
- ♦ Personal hygiene products



Fresh As Cafe

The College café is called “Fresh As Café’.

Please upload the Qkr app for all online ordering.

Qkr!

Orders can be placed via Qkr before 8.30am. [Click Here](#) to order, select an ‘Order Time’ for Lunch 1 or Lunch 2 and confirm your payment. If no selection is made, the order will be prepared for Lunch 2 collection. Orders can be collected from the signposted counter near the seating area.


Phone

Orders and payments can be made over the phone by calling 6296 1069 or 0402 245 221.

The Café is equipped with EFTPOS facilities and accepts cash.



Bring Your Own Device- BYOD



All students are expected to have a device to undertake their learning. Aveley SC has a focus on developing the digital literacy skills of students to prepare them for future pathways and directions. The Bring Your Own Device (BYOD) program supports the use of Information and Communication Technology (ICT) across the curriculum. ICT provides significant educational value but also requires support and education for appropriate usage.

Increased capability in the use of ICT promotes initiative and independent learning; with students being able to make informed judgements about when and where to use ICT to best effect and consider its implications for home and work both now and in the future.

Device Specifications

Platform	Operating System	Processor (CPU)	Memory (RAM)
Windows	Windows 11	Intel Core Core Series 12 th Gen/Ultra or equivalent AMD Ryzen processor *	8GB
MacOS	MacOS Sanoma (14)	Apple Silicon M2	8GB
iPad	iPadOS 17	9 th Generation	N/A

Currently the college **does not recommend or support Android or Chromebook devices.**

Parents should consider purchasing devices with extended warranty and accidental damage protection insurance to protect your device, as the school will not assume responsibility for maintenance and repair costs.

Google Classroom



Google Classroom is an online learning management system designed by Google to foster effective communication and collaboration between educators and students. Its primary objective is to simplify the sharing and delivery of learning resources, including course materials, assignments, surveys, and documents.

Students will have a Google Classroom for most subjects and teachers will upload lessons to this.

Dress Code Expectations



Dress Code deliberately sets high standards and builds a positive school culture

ASC has a formal uniform and a unisex physical education uniform

Closed in black shoes with white, navy or black socks are to be worn

Accessories- hats, scarfs must have the ASC logo on it.

<https://www.nellgray.com.au/Schools/Aveley-Secondary-College/?cat=&page=1>

Additional Dress Code Expectations

- We encourage students to present neat and tidy and wear the uniform correctly
- Bottom clothing attire such as skirts and shorts must worn on the waist, not rolled up and be suitable length.
- Long hair must be tied back in laboratories and workshops
- Non-ASC logo clothing is not permitted
- Aerosol deodorants are not permitted
- Students and parents are to communicate to Middle School any uniform concerns

ASC Uniform Shop

- Uniform Concepts is in our Performing Arts Building, access via Cashman Avenue carpark.
- The Shop is open on Tuesdays and Thursdays, 8am to 10.30am.
- Purchases can be made directly or ordered online and collected at the Uniform Shop.
- Additional opening days for new enrolments

<https://www.aveleysc.wa.edu.au/for-parents/uniforms/>

Compass

- Compass is the ASC web-based school management system
- It is our information hub!
- Parents can track their child's attendance, timetable, house points
- Platform for excursions permissions and payment
- Log in for parents will be sent out next year



Orientation Day

- Orientation Day is Thursday 21 November 2024
- Students become an Aveley Secondary College student for a day
- Meet at the Sports Hall for a 8.40am start
- Students are to wear their school uniform, bring school bag, water bottle, notepad and pen, lunch
- Scheduled timetable for the day- lots of fun!
- Concludes at 2.30pm



Big Day In!

The Big Day In is a 2-day student induction to ASC program. For the first 2 days of school students will be delivered lessons on:

- How to read their timetable
- Explicit Direct Instruction- how we teach and learn
- ASC Conditions for Learning
- Student expectations
- Information Technology
- School Supports

Day 1 Wednesday 5 February - All Year 7 students are to assemble at the Sports Hall

Big Day Out!

All Year 7 students will attend a compulsory excursion to **Kalamunda Water Park on Friday 7 February 2025**.

The Big Day Out is a Year 7 team-building day and an opportunity to strengthen students social and emotional skills in a supportive and enjoyable environment. The benefits extend beyond just this day and can positively influence the classroom dynamics and students' overall development.

The day will also benefit students through:

- Making new friendships
- Promoting collaboration with Homeroom class
- Building relationships with staff
- Fostering school culture and morale
- Encouraging inclusivity
- Having FUN!

We will also hold swimming races to identify which students can attend the competitors swim carnival later in the term.



What can you do to support your child's transition to high school?

- Ensure your child attends school. Students should aim for 94% plus attendance rate. (Attendance and academic performance correlation is well documented)
- Make sure your child arrives prepared for school
- Support the College's Dress Code and ensure your child's compliance
- Communicate with your child's teachers
- Support the College's Behaviour Policy
- Role model appropriate social media use.
- Communicate promptly- If you have a question or concern – raise this with us directly via email, phone or in person.

Questions